

# Register an Account

Go to

[DISTRICTGOV.ORG](http://DISTRICTGOV.ORG)

Click “How Do I” then  
“Pay my Utility Bill”.


Click “Invoice Cloud  
Online Payment Service.”

## Pay Utility Bill Online

Please review the following information before making an online payment or viewing your account balance.

As a convenience to our customers, we offer the option of an online payment service using credit/debit cards or electronic check, through a third party vendor, InvoiceCloud.

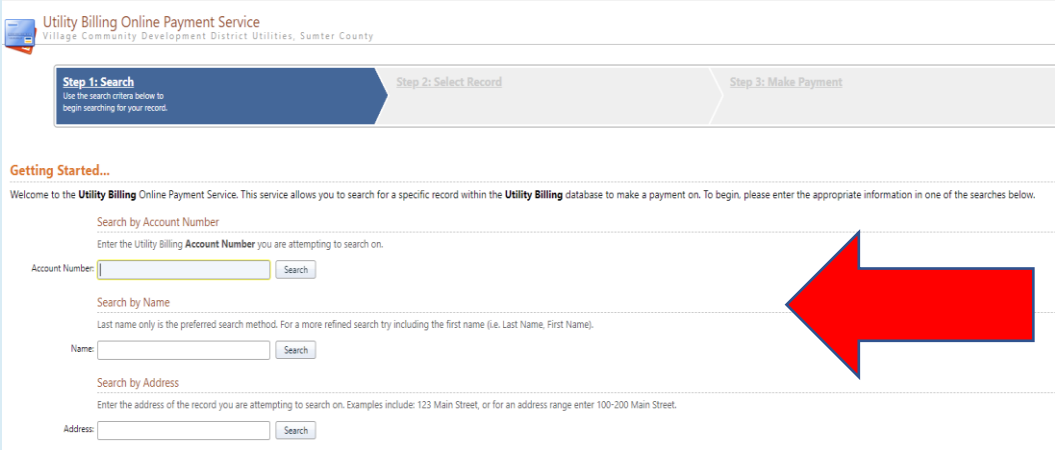
If you wish to proceed with an online credit/debit card or electronic check payment, please click the link below.



[InvoiceCloud Online Payment Service](#)

Search by either:

- Name
- Service Address
- Account Number



Click under  
Important Message:  
“Please Click Here”

### Pay Utility Bill

Click the **Make Payment** button to continue.

#### Important Message

For Invoice Cloud Account Registration, Paperless Enrollment, and Auto Pay Sign Up, [Please Click Here](#).

Billing Item

Amenity Fee

SEWER USE

Sewer Base

WATER USE

Water Base

For additional Security,  
choose your utility:

This corresponds with the  
first letter of your account  
number.

V: VCSA      L: LSSA

N: NSU      C: CSU

S: SSU

## Pay or View Bills

Please select an item below to get started.

Village Center Service Area (VCSA)   Little Sumter Service Area (LSSA)   North Sumter Utility (NSU)   Central Sumter Utility (CSU)   South Sumter Utility (SSU)

## Search by:

- Account Number (WITH DASHES) OR
- Service Address (WITHOUT: St. Ave. Ln. Ave. Etc.)

## Please Locate Your Account

### Village Center Service Area (VCSA)

Search our files for your invoices using the fields below. Required fields are marked with a \*.

[Need help finding your invoice?](#)

Enter your account number (with dashes) or your service address in the boxes below. For address entry, leave off the suffix or street designator (i.e. ST, RD, DR, AVE, etc). Example: If you live at 123 Elm Street, only enter 123 Elm and you should be able to locate your account. You do not need to include City, State or Zip.


Account Number (with dashes) (optional)

Account Number (with dashes)

Service Address (without ST, RD, AV, etc) (optional)

Service Address (without ST, Rl)

Search Invoices



Chose only the top  
Invoice by checking  
box.

Click "Register  
Selected Invoices"

[Return to previous page](#)

## Search Results

Please review your results below and select invoices to Pay. Click [here](#) if you would like to search again.

Select	Bill Number	Account Number	Customer Name	Due Date	Bill Total	Balance Due	
<input checked="" type="checkbox"/>	20220711-UB-103871-00398	V020-1410-03	EDILBERTO RESTOR	8/1/2022	\$215.06	\$215.06	<a href="#">View Invoice</a> <a href="#">Related Invoices</a> <a href="#">Remind Me</a>
<input type="checkbox"/>	20220616-UB-103871-01132	V020-1410-03	EDILBERTO RESTOR	7/1/2022	\$0.00	\$0.00	<a href="#">View Invoice</a> <a href="#">Related Invoices</a> <a href="#">Remind Me</a>

Add Selected Invoices to Your Cart

Register Selected Invoices



Fill out your email address, twice.

Then create a password you will remember going forward, twice.

Click the green "Complete Registration"

[Return to previous page](#)

## Register

Please fill out this form to complete your registration. All required fields are marked with a \*.  
[Click here for information on linking accounts together.](#)

Account Number \*

V020-1410-03

Email Address \*

Email Address

Confirm Email Address \*


Confirm Email Address

Create Password \*

Create Password


Confirm Password \*

Confirm Password

 I would like to sign up for Paperless

Registrant hereby acknowledges that he or she is the valid, authorized signatory for this account with full responsibility for decisions related to this account. [Click to view Terms and Conditions](#)

[Complete Registration >](#)



## CONGRATS! YOU ARE REGISTERED!

From here you can follow the next steps to sign up for autopay, paperless or pay by text. Please see corresponding PDF's.

### Your Account At A Glance

I Want To...

[Pay My Invoices >](#)

[Manage My Accounts >](#)

AutoPay	<input checked="" type="checkbox"/> Enrolled	>
Paperless	<input checked="" type="checkbox"/> Not Enrolled	>
Pay By Text	<input checked="" type="checkbox"/> Not Enrolled	>

[Recent Open Invoices >](#)

Invoice Date	Due On	Balance Due
7/11/2022	8/1/2022	\$215.06

[Recent Closed Invoices >](#)

Invoice Date	Account #
6/8/2022	V020-1410-03

[Recent Payments >](#)

Payment Date	Account #	Amount
7/1/2022	V020-1410-03	\$222.18

[Upcoming Scheduled Payments >](#)

No History Available